

Get Involved Guide for libraries



HOLOCAUST
MEMORIAL
DAY TRUST

*Learning from genocide -
for a better future*

Holocaust Memorial Day (HMD) is held on 27 January each year and thousands of events and activities take place around the country on or around this date. What will your library do?

Your library and Holocaust Memorial Day

Libraries play a key role in communities by providing a cultural hub for everyone to enjoy and a space to ask questions, learn and explore. They are unique in the variety of different people they bring together. Libraries are well placed to promote learning lessons from the past to challenge hatred and discrimination in our society today.

Ideas and resources

- Display posters from our free HMD Poster Pack: hmd.org.uk/posters.
- It is not always possible to invite a survivor to speak at your HMD activity, but you can still include their experiences by reading a life story: hmd.org.uk/lifestories, playing a podcast: hmd.org.uk/podcast or showing a film of a survivor speaking: hmd.org.uk/films. For more information on inviting survivor speakers visit: hmd.org.uk/speakers.
- Order our free 'About HMD' booklets – these handout booklets provide a simple way for individuals to find out more about the Holocaust, genocide and the importance of HMD: hmd.org.uk/handouts.
- Light up your building in purple to 'light the darkness' on 27 January: hmd.org.uk/lightthedarkness
- Create an HMD reading list and display of relevant books and films from your stock – explore our bibliography for some recommendations: hmd.org.uk/bibliography.
- Host a book club using one of our relevant books for discussion on or around 27 January: hmd.org.uk/bookclub.
- Run a poetry or creative writing competition to inspire your users based on the theme for HMD: hmd.org.uk/theme.
- Raise the profile of your event by working with or inviting your local MP. Download our template letter here: hmd.org.uk/mpletter




Tell us about your activity and become part of the bigger picture of HMD across the UK: hmd.org.uk/letusknow.

'As librarians and information professionals, we have a great opportunity to share the message of Holocaust Memorial Day in our workplace and with library users and HMDT has a range of free resources to support your commemorative activity. CILIP are proud to support libraries' participation on this important day and sincerely encourage your involvement on 27 January.'

Chartered Institute of Library and Information Professionals (CILIP)

Activity idea: Memory book workshop



Run a workshop to inspire people to create their own memory books – either individually, or as part of their community or community group.

You can use Hedy Klein's story as inspiration: hmd.org.uk/hedy.

When Hedy was 11 years old, she was given a beautiful memory book in which her classmates, friends and family drew pictures, wrote notes, poems and messages. When the Nazis marched into her town in 1944 they built a ghetto to contain all the Jews. As Hedy was Jewish she was forced to live in the ghetto. She gave her memory book to her aunt for safe keeping. Both Hedy and her book survived the Holocaust.

Example Activities



Westbourne Library, Bournemouth

Reflecting on the theme of journeys, Westbourne Library in Bournemouth decided to send a book on its own journey to libraries across the world to mark Holocaust Memorial Day.

The book had the HMDT campaign poster on the front and was sent with instructions and blank pages. Each library was encouraged to sign or stamp their commitment to HMD.

Sometime later, the Library Manager received an email announcing that the book had reached Australia!

Blackwood Library, Caerphilly

Blackwood Library dedicated their January library bake off meeting to Holocaust Memorial Day. Attendees brought along samples of their cultural bakes to share. At the meeting, poems and some life stories from survivors of genocide were read aloud to the group.

Visitors to the library were also encouraged to write their thoughts and feelings about Holocaust Memorial Day onto paper leaves which were attached to a Tree of Kindness.



Organising an online or hybrid event

Online and hybrid events can provide an opportunity to include a wider range of speakers and to reach people who might not normally attend your event. Things to think about if you are running an online event:

- Download a virtual event platform which has all the features you will need and make sure speakers are familiar with it.
- If your event is hybrid, make sure you have all necessary equipment so online attendees can hear and see speakers clearly.
- Consider audience participation tools, such as Q&A, poll and chat functions and assign a moderator to oversee this.
- For more ideas, look through our **virtual resources** (hmd.org.uk/virtualresource) and read our detailed guide to running an **online HMD event**.



Sensitivity guidance

Events and activities exploring the Holocaust and other genocides can be complex and daunting and may cause distress unless handled sensitively. Please remember the following guidelines:

- Do ensure your content is age and audience appropriate.
- Do not use graphic images to shock audiences.
- Do not ask audiences to imagine themselves in the shoes of victims or perpetrators.
- Put relevant personal testimonies at the heart of your activities.

For more information go to hmd.org.uk/sensitive-content and hmd.org.uk/educationguidelines.



HMD_UK



HMD.UK



holocaustmemorialdaytrust



Find out more...

Explore free resources and materials: hmd.org.uk/resources

Get your free handout materials: hmd.org.uk/handouts

Let us know about your HMD activity: hmd.org.uk/letusknow

hmd.org.uk
enquiries@hmd.org.uk
020 7785 7029

 [hmd_uk](https://twitter.com/hmd_uk)
 [hmd.uk](https://facebook.com/hmd.uk)
 [holocaustmemorialdaytrust](https://instagram.com/holocaustmemorialdaytrust)
 linkedin.com/company/hmd-uk

Learning from genocide – for a better future